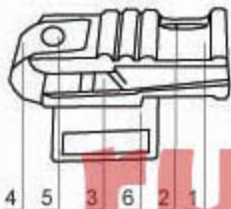




EFA-2K quick-response holster
(9mm Makarov (PM) / IZH-71 / IZH79-9T / PM-654K)

MANUALS

1) The holster is intended to be carried on a waist belt. The design allows the shooter to cock the trigger and chamber a cartridge using one hand.



Pic 1

2) The holster consists of the body (1) with ejection window (2), pressure steel plate (3), cover strap (4) with stud button (5) and EKP-01 belt attachment (6)

3) Changing angular position of the holster: The EKP-01 belt attachment allows fixing the holster in five different angle positions whichever feels more

comfortable for the shooter. In order to change the angle – undo the top screw on the inside of the belt attachment, rotate the attachment clock- or anticlockwise matching screw holes and put the top screw back in place.

Make sure the SAFETY CATCH of the pistol is always ON (!) before inserting the pistol into the holster and closing the strap stud (Pic 2). Also make sure the pistol is positioned correctly by pulling it up slightly.



Рис. 2



Рис. 3

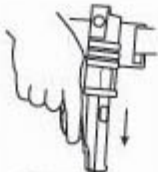


Рис. 4

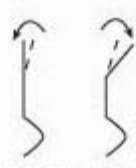


Рис. 5 Рис. 6

There are two ways of taking the pistol out of the holster: undo the strap and pull it up out – pistol will not be cocked (Pic 3) – pistol is NOT loaded. Or push it through all the way down (Pic 4). This single action alone will switch the safety OFF, cock the trigger and chamber a cartridge. **WARNING: DO NOT KEEP FINGER ON TRIGGER (!)** – keep it along the trigger guard. If a cartridge was already in the chamber, it will be ejected and a new cartridge will be chambered.

If it is necessary to adjust the tension of the spring (pressure steel plate), undo both screws on the inside of the belt attachment, take it off the holster and pull the spring out. To increase tension: bend the spring to the left (Pic 5), to reduce tension: bend the spring to the right (Pic 6)

WARNING !

- DO NOT keep your finger on a trigger while taking the pistol out of the holster as this may cause an accidental shot
- DO NOT insert pistol into holster if it is not set on SAFETY ON position
- DO NOT fire a pistol when it is in the holster
- DO NOT insert any other pistol make apart from those described above (Makarov etc)

Please note, EFA-2K holster is an officially patented design and manufacture of any copies is illegal !



DISCLAIMER:

Handling a handgun and holster requires special training in order to avoid accidents. We can NOT take any responsibility in relation to any mishandling !